

KIDS WORLD SCHOOL, NAGPUR

SESSION – 2026-27

CLASS – II

SUBJECT – ART








UNIT		Topic	Sub-Topic	Month		Suggested Ice Breaking Activity	Teaching Pedagogy	Curricular Goals	Competency	Expected Learning Outcome	Assessment
No.	Name			Starting	Closing						
1	Seasons	Seasons		July Day- 1	July Day- 1	<p>How to play: Tell students there are 4 seasons: Summer, Rainy (Monsoon), Winter, Autumn. Assign a simple action to each:</p> <p>Summer 🌞 → clap 2 times</p> <p>Rainy (Monsoon) ☔ → tap desk like falling rain</p> <p>Winter ❄️ → rub hands like feeling cold</p> <p>Autumn 🍂 → move hands like leaves falling down</p>	Use storytelling, weather charts, flashcards, and classroom discussions to explain seasonal changes.	CG-12 Develops abilities and sensibilities in Visual and performing Arts and expresses their emotions through art in meaningful and joyful ways	C-12.1 Explores and plays with a variety of materials and tools to create two-dimensional and three-dimensional artworks in varying sizes	Identifies different seasons and their characteristics such as weather, temperature, and activities.	
2	Seasonal wear and Items	Seasonal wear and Items		July Day- 2	July Day- 2	<p>Teacher says a season: summer / winter / rainy One student comes in front and acts:</p> <p>Summer → pretend to wear sunglasses or wipe sweat</p> <p>Winter → pretend to shiver or wear a sweater</p> <p>Rainy → pretend to open an umbrella</p> <p>The class guesses the season</p>	Conduct sorting activities with pictures/real objects and role-play dressing for different seasons.	CG-12 Develops abilities and sensibilities in Visual and performing Arts and expresses their emotions through art in meaningful and joyful ways	C-12.2 Explores and plays with their own voice, body, space, and a variety of objects to create music, role-play, dance, and movement	Recognizes clothes and objects used in different seasons and explains their uses.	

3	Types of house	Types of house		July Day- 3	July Day- 3	<p>Make two sides of the classroom: One side = Kutcha House</p> <p>Other side = Pucca House</p> <p>Explain simply: Kutcha = made of mud, straw (not very strong) Pucca = made of bricks, cement (strong)</p> <p>Call out items: Ask students to jump to the correct side</p>	Show videos, picture cards, and model houses; encourage comparison and discussion.	CG-12 Develops abilities and sensibilities in Visual and performing Arts and expresses their emotions through art in meaningful and joyful ways	C-12.1 Explores and plays with a variety of materials and tools to create two-dimensional and three-dimensional artworks in varying sizes	Differentiates between various kinds of houses based on location, climate, and materials.	
4	Kutcha – Pucca House	Kutcha – Pucca House		July Day- 4	July Day- 4	<p>Step 3: Game – “Kutcha or Pucca?” (5–7 mins) Show one picture at a time.</p> <p>Students respond by: Raising 1 hand = Kutcha Raising 2 hands = Pucca (or say the answer aloud)</p> <p>Make it playful: “Is this a strong house or a soft house?” “Will it break in rain or stay strong?”</p>	Use charts/models to compare materials and durability; include drawing and group activities.	CG-12 Develops abilities and sensibilities in Visual and performing Arts and expresses their emotions through art in meaningful and joyful ways	C-12.1 Explores and plays with a variety of materials and tools to create two-dimensional and three-dimensional artworks in varying sizes	Compares kutcha and pucca houses and understands their construction materials and durability.	
5	Clothes – Different types of Fibres	Clothes – Different types of Fibres		August Day- 1	August Day- 1	<ol style="list-style-type: none"> Put all cloth pieces inside a box or bag. Call one student at a time. The student closes their eyes (or use a blindfold). They pick one cloth and feel it carefully. <p>Ask simple questions: Is it soft or rough? Is it warm or cool? Let them guess: 👉 “Is it cotton, wool, or silk?”</p>	Introduce fabric samples for touch-and-feel activities and classify natural/synthetic fibres.	CG-12 Develops abilities and sensibilities in Visual and performing Arts and expresses their emotions through art in meaningful and joyful ways	C-12.1 Explores and plays with a variety of materials and tools to create two-dimensional and three-dimensional artworks in varying sizes	Identifies natural and synthetic fibres and relates them to clothing materials.	



6	Seasonal Clothing	Seasonal Clothing		August Day- 2	August Day- 2	<p>Let students act like a “weather reporter” Others can shout: “Summer!” ☀️ “Winter!” ❄️ “Rainy!” 🌧️ Give applause for correct answers 👏</p>	Use dress-up games, worksheets, and matching activities related to weather and clothing.	CG-12 Develops abilities and sensibilities in Visual and performing Arts and expresses their emotions through art in meaningful and joyful ways	C-12.1 Explores and plays with a variety of materials and tools to create two-dimensional and three-dimensional artworks in varying sizes	Selects suitable clothing for different weather conditions.	
7	Time : Quarters and Hours	Time : Quarters and Hours		August Day- 3	August Day- 3	<p>1 hour = full circle of minute hand Quarter past = 15 minutes Quarter to = 45 minutes</p> <p>Draw a big clock on the board. Call students one by one to come forward.</p> <p>Give them the “clock hands” (paper strips).</p> <p>Say a time, for example: “Show 3 o’clock “Show quarter past 2 “Show quarter to 5</p> <p>The student moves the hands to show the correct time.</p>	Teach using clock models, interactive games, and daily routine connections.	CG-12 Develops abilities and sensibilities in Visual and performing Arts and expresses their emotions through art in meaningful and joyful ways	C-12.3 Innovates and works imaginatively to express a range of ideas and emotions through the Arts	Reads and understands time in hours and quarter-hours using a clock	
8	Time: Cityscape	Time: Cityscape		August Day- 4	August Day- 4	<p>🎲 How to Play:</p> <ol style="list-style-type: none"> Show a city picture to the class. Ask simple questions: “What is happening in the city in the morning?” “When do children go to school?” Show time cards one by one: Morning Afternoon Evening 	Integrate art and mathematics by creating city scenes showing clocks and time-based activities.	CG-12 Develops abilities and sensibilities in Visual and performing Arts and expresses their emotions through art in	C-12.3 Innovates and works imaginatively to express a range of ideas and emotions through the Arts	Applies understanding of time through daily activities and city life representation.	

						<p>Night</p> <p>4.Students match activities to the correct time: Morning → school, breakfast Afternoon → lunch, play Evening → park, return home Night → sleep</p>		<p>meaningful and joyful ways</p>			
9	My Pet Puppy	My Pet Puppy		September Day- 1	September Day- 1	<p>🎲 How to Play:Choose one student as the “Puppy Leader”</p> <p>1. The teacher says: “This puppy loves to follow.</p> <p>1.The leader does simple actions like: Walk slowly 🚶 Jump lightly 🐾 Sit down 🐾 Bark softly: “Woof woof.</p> <p>2. All other students must copy the actions like puppies following their owner.</p>	<p>Encourage observation, sharing experiences, storytelling, and drawing activities.</p>	<p>CG-12 Develops abilities and sensibilities in Visual and performing Arts and expresses their emotions through art in meaningful and joyful ways</p>	<p>C-12.3 Innovates and works imaginatively to express a range of ideas and emotions through the Arts</p>	<p>Develops observation and expression skills by describing pets and their needs.</p>	
10	Sketch a Dog	Sketch a Dog		September Day- 2	September Day- 2	<p>Finger movements exercise.</p>	<p>Demonstrate step-by-step sketching and allow guided practice with observation techniques.</p>	<p>CG-12 Develops abilities and sensibilities in Visual and performing Arts and expresses their emotions through art in meaningful and joyful ways</p>	<p>C-12.1 Explores and plays with a variety of materials and tools to create two-dimensional and three-dimensional artworks in varying sizes</p>	<p>Improves drawing, observation, and proportion skills through animal sketching.</p>	
11	A Geometrical Elephant	A Geometrical Elephant		September Day- 3	September Day- 3	<p>Finger and hand exercise (make circle, stand-up-down).</p>	<p>Use basic geometric shapes to construct drawings and</p>	<p>CG-12 Develops abilities and sensibilities in Visual and performing</p>	<p>C-12.1 Explores and plays with a variety of materials and tools to create two-dimensional and three-dimensional artworks in varying</p>	<p>Uses geometric shapes to create animal forms and develops shape recognition.</p>	






							reinforce shape recognition.	Arts and expresses their emotions through art in meaningful and joyful ways	sizes		
12	A Carton Elephant	A Carton Elephant		September Day- 4	September Day- 4	Finger and hand exercise (make circle, standup-down).	Teach simple cartooning techniques through guided drawing and creativity exercises.	CG-12 Develops abilities and sensibilities in Visual and performing Arts and expresses their emotions through art in meaningful and joyful ways	C-12.1 Explores and plays with a variety of materials and tools to create two-dimensional and three-dimensional artworks in varying sizes	Enhances creativity and cartoon drawing skills using simple forms and expression	ASSESSMENT OF LAERNING
13	Plant – Life Cycle	Plant – Life Cycle		November Day- 1	November Day- 1	2mins activity- Seeds- close eyes and put hands on eyes Sprout- small hands up Seedling – more hand up Adult plant- full hand up Flowers & seeds- standup	Use seed planting activities, diagrams, videos, and observation journals.	CG-12 Develops abilities and sensibilities in Visual and performing Arts and expresses their emotions through art in meaningful and joyful ways	C-12.3 Innovates and works imaginatively to express a range of ideas and emotions through the Arts	Understands stages of plant growth from seed to mature plant	
14	The little Plant	The little Plant		November Day- 2	November Day- 2	You (teacher) act as sun and rain and give commands: “☁ Rain is falling!” → kids wiggle fingers upward “☀ Sun is shining!” → kids slowly start standing	Conduct hands-on gardening and storytelling to explain plant care	CG-12 Develops abilities and sensibilities in Visual and performing Arts	C-12.3 Innovates and works imaginatively to express a range of ideas and emotions through the Arts	Appreciates plant care and basic plant needs like water, sunlight, and soil.	

						<p>up  "Grow, grow, grow!" → kids stretch up tall like plants Add fun actions:  "Wind is blowing!" → kids sway side to side  "Flower blooming!" → kids open arms like petals End by saying: "Freeze like a beautiful plant!"</p>	and growth.	and expresses their emotions through art in meaningful and joyful ways			
15	Tree Dwellers	Tree Dwellers		November Day- 3	November Day- 3	<p>Tell kids: "We are going to act like animals that live in trees!" Call out different tree-dwelling animals, and kids act them out:  "Bird!" → flap wings and chirp  "Snake!" → slither slowly  "Owl!" → turn head and say "hoo-hoo" □</p>	Use pictures, nature walks, and matching games to identify tree-dwelling animals.	CG-12 Develops abilities and sensibilities in Visual and performing Arts and expresses their emotions through art in meaningful and joyful ways	C-12.3 Innovates and works imaginatively to express a range of ideas and emotions through the Arts	Identifies animals and birds that live on trees and understands habitats	
16	The Tree House	The Tree House		November Day- 4	November Day- 4	<p>Tree (stand tall, arms up like branches)  House (make a roof shape with arms)</p>	Encourage imaginative thinking through model making, drawing, and discussion.	CG-12 Develops abilities and sensibilities in Visual and performing Arts and expresses their emotions through art in meaningful and joyful ways	C-12.1 Explores and plays with a variety of materials and tools to create two-dimensional and three-dimensional artworks in varying sizes	Explores imaginative construction and the importance of trees in living spaces.	
17	Dino the Dinosaur	Dino the Dinosaur		December Day- 1	December Day- 1	up and sit down exercise.	Use videos, clay modelling, storytelling, and drawing activities to	CG-12 Develops abilities and sensibilities in Visual and	C-12.3 Innovates and works imaginatively to express a range of ideas and emotions through the Arts	Learns about prehistoric animals and develops creative illustration skills.	

						explore dinosaurs.	performing Arts and expresses their emotions through art in meaningful and joyful ways			
18	My Garden	My Garden		December Day- 2	December Day- 2	Teacher will say jump-clap-spin. Students will do action.	Organize garden observation, leaf collection, and drawing/coloring activities.	CG-12 Develops abilities and sensibilities in Visual and performing Arts and expresses their emotions through art in meaningful and joyful ways	C-12.1 Explores and plays with a variety of materials and tools to create two-dimensional and three-dimensional artworks in varying sizes	Identifies common garden plants and understands gardening basics.
19	Solid Shapes	Solid Shapes		December Day- 3	December Day- 3	Students will make shapes with hands.	Use 3D objects, manipulatives, and sorting activities to teach shape concepts	CG-12 Develops abilities and sensibilities in Visual and performing Arts and expresses their emotions through art in meaningful and joyful ways	C-12.1 Explores and plays with a variety of materials and tools to create two-dimensional and three-dimensional artworks in varying sizes	Recognizes and names 3D shapes such as cube, sphere, cone, and cylinder
20	Real life Objects	Real life Objects		December Day- 4	December Day- 4	Tell students: "Listen and quickly find the object!" Call out simple objects one by one: "📖 Book!" → kids show a book "✎ Pencil!" → kids hold	Connect classroom objects to geometric shapes through	CG-12 Develops abilities and sensibilities in Visual and performing	C-12.1 Explores and plays with a variety of materials and tools to create two-dimensional and three-dimensional artworks in varying	Connects geometric shapes with objects found in daily life.

						<p>up a pencil  Eraser!" → kids show an eraser  Water bottle!" → kids lift bottle</p>	observation and identification tasks.	Arts and expresses their emotions through art in meaningful and joyful ways	sizes		
21	Measurements	Measurements		January Day- 1	January Day- 1	Hands exercise for 2mins	Demonstrate measurement using rulers, measuring tapes, and hands-on classroom activities.	CG-12 Develops abilities and sensibilities in Visual and performing Arts and expresses their emotions through art in meaningful and joyful ways	C-12.1 Explores and plays with a variety of materials and tools to create two-dimensional and three-dimensional artworks in varying sizes	Understands basic measurement concepts like length, weight, and capacity	
22	My Measurements Collage	My Measurements Collage		January Day- 2	January Day- 2	Hands exercise for 2mins	Engage students in collecting and arranging pictures based on measurable attributes.	CG-12 Develops abilities and sensibilities in Visual and performing Arts and expresses their emotions through art in meaningful and joyful ways	C-12.1 Explores and plays with a variety of materials and tools to create two-dimensional and three-dimensional artworks in varying sizes	Applies measurement knowledge through comparison and visual representation.	
23	Money – Coin Impressions	Money – Coin Impressions		January Day- 3	January Day- 3	One rupee coin!" → show a small circle with fingers Two rupee coin!" → show slightly bigger circle Five rupee coin!" → make a bigger circle with arms Money bag!" → hug self like holding money	Use coin rubbing activities, real coins, and discussions on currency	CG-12 Develops abilities and sensibilities in Visual and performing Arts	C-12.1 Explores and plays with a variety of materials and tools to create two-dimensional and three-dimensional artworks in varying sizes	Identifies coins and explores textures, shapes, and values through impressions.	

							recognition	and expresses their emotions through art in meaningful and joyful ways			
24	Magic Coin	Magic Coin		January Day- 4	January Day- 4	Teacher calls out actions while passing: “☐ Pass fast!” → quick passing “🐢 Pass slow!” → slow passing “😶 Silent coin!” → pass without speaking “🪄 Magic stop!” → child holding coin says “I have it!”	Conduct simple buying-selling role play and coin-based games for understanding money.	CG-12 Develops abilities and sensibilities in Visual and performing Arts and expresses their emotions through art in meaningful and joyful ways	C-12.3 Innovates and works imaginatively to express a range of ideas and emotions through the Arts	Develops understanding of currency and simple money-related activities.	
25	Our Earth – Ocean and Contients	Our Earth – Ocean and Contients		February Day- 1	February Day- 1	Teacher calls out quickly: “🌊 Ocean!” → swim actions “🌍 Continent!” → freeze and stand tall “🌊🌍 Mix!” → jump once and smile	Use globes, maps, puzzles, and audiovisual aids for geographic understanding	CG-12 Develops abilities and sensibilities in Visual and performing Arts and expresses their emotions through art in meaningful and joyful ways	C-12.3 Innovates and works imaginatively to express a range of ideas and emotions through the Arts	Identifies continents and oceans on the globe/map.	
26	Landforms – Desert and Volcano	Landforms – Desert and Volcano		February Day- 2	February Day- 2	🏜️ Desert!” → hot/slow actions 🌋 Volcano!” → crouch → erupt action 🌍 Freeze!” → stand still like rocks	Use sand/clay models, videos, and diagrams to explain landforms.	CG-12 Develops abilities and sensibilities in Visual and performing Arts and	C-12.1 Explores and plays with a variety of materials and tools to create two-dimensional and three-dimensional artworks in varying sizes	Understands features of deserts and volcanoes and their environments.	

								expresses their emotions through art in meaningful and joyful ways			
27	Landforms-Mountains & Rivers	Landforms-Mountains & Rivers		February Day- 3	February Day- 3	 Mountain!" → stand still and strong  River!" → flow and move slowly  Freeze!" → stop like rocks	Encourage map activities, model making, and drawing landscapes	CG-12 Develops abilities and sensibilities in Visual and performing Arts and expresses their emotions through art in meaningful and joyful ways	C-12.1 Explores and plays with a variety of materials and tools to create two-dimensional and three-dimensional artworks in varying sizes	Identifies mountains and rivers and explains their importance.	
28	Food From Plants	Food From Plants		February Day- 4	February Day- 4	Fingers exercise .	Use food samples, charts, and classification activities to identify plant-based foods.	CG-12 Develops abilities and sensibilities in Visual and performing Arts and expresses their emotions through art in meaningful and joyful ways	C-12.3 Innovates and works imaginatively to express a range of ideas and emotions through the Arts	Recognizes different foods obtained from plants and their sources.	
29	Food for Animals	Food for Animals		March Day- 1	March Day - 1	 Food → pretend to eat (bite motion)  Animal → act like that animal (make sound + action)	Discuss animal diets using flashcards, videos, and sorting activities	CG-12 Develops abilities and sensibilities in Visual and performing Arts and expresses	C-12.3 Innovates and works imaginatively to express a range of ideas and emotions through the Arts	Understands eating habits of animals and classifies them by food type	

								their emotions through art in meaningful and joyful ways			
30	A Rainy Day	A Rainy Day		March Day- 2	March Day - 2	<p>☁️ Light rain → wiggle fingers gently</p> <p>☔ Heavy rain → tap thighs softly like rain sound</p> <p>⚡ Thunder → clap loudly once</p> <p>🐸 Frog jumps → small jumps in place</p> <p>🚶 Walk in rain → slow steps in place</p> <p>🌈 Sun comes out → smile and stretch arms up</p> <p>End with: “🛑 Freeze like a statue!” → everyone stops.</p>	Use poems, songs, drawing, and observation discussions about rainy weather.	CG-12 Develops abilities and sensibilities in Visual and performing Arts and expresses their emotions through art in meaningful and joyful ways	C-12.2 Explores and plays with their own voice, body, space, and a variety of objects to create music, role-play, dance, and movement	Describes rainy weather and related activities and experiences.	
31	A Rainy Day With Warli Art	A Rainy Day With Warli Art		March Day- 3	March Day - 3	Fingers exercise	Integrate traditional Warli patterns with rainy-day themed art activities.	CG-12 Develops abilities and sensibilities in Visual and performing Arts and expresses their emotions through art in meaningful and joyful ways	C-12.3 Innovates and works imaginatively to express a range of ideas and emotions through the Arts	Combines weather concepts with traditional Warli art techniques.	
32	A Windy Day	A Windy Day		March Day- 4	March Day - 4	Primary colour small knowledge	Demonstrate wind effects through experiments, outdoor observation, and art integration	CG-12 Develops abilities and sensibilities in Visual and performing Arts and expresses their	C-12.2 Explores and plays with their own voice, body, space, and a variety of objects to create music, role-play, dance, and movement	Observes effects of wind and represents movement creatively.	

								emotions through art in meaningful and joyful ways			
33	A Stormy Day	A Stormy Day		March Day- 5	March Day - 5	Secondary colour knowledge	Use storytelling, safety discussions, and expressive painting/drawing activities.	CG-12 Develops abilities and sensibilities in Visual and performing Arts and expresses their emotions through art in meaningful and joyful ways	C-12.3 Innovates and works imaginatively to express a range of ideas and emotions through the Arts	Understands stormy weather conditions and safety awareness while expressing through art.	ASSESSMENT OF LAERNING