

KIDS WORLD SCHOOL, NAGPUR

SESSION – 2026-27



CLASS – NURSERY A

SUBJECT – ENGLISH

UNIT		Topic	Sub-Topic	Month		Suggested Ice-Breaking Activity	Teaching Pedagogy	Curricular Goals	Competency	Expected Learning Outcome	Assessment
No.	Name			Starting	Closing						
1.	English Book	Introduction	My self	July (Day 1)	July	Introduce yourself with name action game.	Conversation method, questioning, role play.	CG-4 Develops emotional intelligence, i.e., the ability to understand and manage their own emotions, and responds positively to social norms.	C-4.4 Shows cooperative behaviour with other children.	Recognise and say their own names and the names of their peers.	
2.	English Book	Concept of classroom	Introduction classroom	(Day 2)		Ask simple questions, children will answer yes/no.	Conversation method, questioning method, demonstration, role play, interactive discussion.	CG-2 Develops sharpness in sensorial perceptions.	C-2.2 Develops visual memory for symbols and representations.	Children will Follow the daily classroom activities.	
3.	English Book	School Visit	School tour	(Day 3)		Touch and Run game.	Puppet tells the rules of the game in a fun way	CG-1 Develops habits that keep them healthy and safe	C-1.5 Shows awareness of safety in movements (e.g., walking, running, etc.) and acts appropriately.	Identify different areas of the school.	
4.	English Book	Scribble	Free Hand Scribbling	(Day 4)		Finger Warm-Up	Children do scribbling on paper by themselves.	CG-3 Develops a fit and flexible body.	C-3.3 Shows precision and control in working with hands and fingers.	Draw freely using crayons.	
5.	English Book	Scribble	Make a Monster Worksheet	(Day 5)		Face emotions .	Puppets/Monster flash card and ICT.	CG-3 Develops a fit and flexible body	C-3.3 Shows precision and control in working with hands and fingers.	Draw freely and express creativity while making their own monster.	

6	English Book	Rhyme	Twinkle, Twinkle, Little Star	July (Day 1)	July	Rhyme Toss Game.	Use hand movements and body actions with rhyme.	CG-3 Develops a fit and flexible body	C-3.3 Shows precision and control in working with hands and fingers.	Express themselves through drawing and rhymes.	
7	English Book	Rhyme	Classroom rules rhyme	July (Day 1)	July	Action and Freeze.	Music ,Dance and ICT.	CG-4 Develops emotional intelligence, i.e., the ability to understand and manage their own emotions, and responds positively to social norms.	C-4.5 Understands and responds positively to social norms in the classroom and school.	Identify and follow basic classroom rules.	
8		Rhyme	Recall of Classroom rules.	(Day2)		Ball Pass Game.	Conversation, Dance and ICT.	CG-3 Develops a fit and flexible body.	C-3.3 Shows precision and control in working with hands and fingers.	Participate in group discussions and activities.	
9	English Book	Letters	Identification of Letters.	July (Day 1)	July	Pass a ball with music. When music stops. The child says one letter and an object. .	Music , Rhyme and ICT.	CG-1 Develops habits that keep them healthy and safe.	C-1.3 Keeps school/classroom hygienic and organised.	Identify and name objects in the language corner (letters and picture cards).	
	Book of Rhymes and Stories	The Itsy Bitsy Spider	Rhyme PG.NO:7	July (Day 1)	July	Action and Freeze Game	Teacher sings the rhyme with actions (finger movements for spider climbing).	CG-9 Develops effective communication skills for day-to day interactions in two languages1	C-9.1 Listens to and appreciates simple songs, rhymes, and poems.	Identify and name objects in the language corner (letters and picture cards).	
10.	English Book	Lines	Introduction Standing Lines	July (Day 1)	July	Hands Up, Hands Down Teacher says hands up / hands down, all children do action.	Learning through play (walking like a train)	CG-3 Develops a fit and flexible body.	C-3.3 Shows precision and control in working with hands and fingers.	Trace standing lines with support.	
11	English Book		Standing Lines Worksheet PG.NO : 9	(Day 2)		Say: “Who can stand tall like a tree?”	Children will trace the line in the air using their fingers and a sand tray.	CG-2 Develops sharpness in sensorial perceptions.	C-2.5 Develops discrimination in the sense of touch.	Attempt to draw standing lines with guidance.	

12	English Book		Introduction of Sleeping Lines	July (Day 1)	July	Train Line Game Children stand side by side and make a long sleeping line.	Children trace and draw sleeping lines in sand tray.	CG-2 Develops sharpness in sensorial perceptions.	C-2.6 Begins integrating sensorial perceptions to get a holistic awareness of their experiences	Recognise sleeping lines.	
13	English Book		Sleeping Lines Worksheet PG.NO : 10	(Day 2)		All children lie straight like a sleeping line on the floor or pretend with hands on desk.	Classroom objects with sleeping lines.	CG-3 Develops a fit and flexible body.	C-3.3 Shows precision and control in working with hands and fingers.	Recognise and trace sleeping lines.	
14	English Book		Introduction of Curved Lines.	July (Day 1)	July	Children to make a round shape with hands or move hand in curve shape.	Make curved line with clay, rope, thread.	CG-3 Develops a fit and flexible body.	C-3.3 Shows precision and control in working with hands and fingers.	Recognise and trace curved lines.	
152	English Book	Rhyme Of Curved lines	Curved Lines. Worksheet PG.NO : 11	(Day 2)		Children use both hands in the air to draw a curved line.	Ask children to trace the curved line in the air with finger.	CG-3 Develops a fit and flexible body.	C-3.3 Shows precision and control in working with hands and fingers.	Trace curved lines confidently.	
16	English Book	Letter Aa	Story with Introduction. PG.NO :12	July (Day 1)	July	A Sound Clap Game If word starts with A, children clap.	Children act like ant, eat apple, fly like aeroplane.	CG-10 Develops fluency in reading and writing in Language 1	C-10.3 Recognises all the letters of the alphabet (Akshar) and uses this knowledge to read and write.	Children will repeat new words from the story .	
17	English Book WORKSHEET		Trace the Letter Worksheet PG.NO:13	(Day 2)		Children spread hands like wings and say "A for Aeroplane."	Children trace A in the air with finger.	CG-10 Develops fluency in reading and writing in Language 1	C-10.3 Recognises all the letters of the alphabet (Akshar) and uses this knowledge to read and write.	Children will trace the letter using finger and pencil correctly.	

18	English Book WORKSHEET		Picture Colouring PG.NO:14	(Day 3)		Jump on A Put letters on floor. Children jump only on A	Children say the first sound of the picture name.	CG-3 Develops a fit and flexible body.	C-3.3 Shows precision and control in working with hands and fingers	Children will identify different colours while colouring the picture.	
19	My Book Of Phonics		Listen and repeat And PG.NO:7	(Day 4)		Hide an alligator picture in class. Children search and say: Found the alligator!	Children identify objects starting with A sound.	CG-10 Develops fluency in reading and writing in Language 1	C-10.3 Recognises letters of the alphabet and uses them to read words .	Children will identify the letter A/a.	
20	My Book of Phonics		Say and Trace PG.NO:8	(Day 5)		Action Game – A Sound Teacher says: A for Ant – walk like ant!	Teacher guides tracing on dotted worksheet slowly.	CG-10 Develops fluency in reading and writing in Language 1	C-10.3 Recognises letters and uses this knowledge to read and write.	Children will repeat the letter sound while tracing.	
	Book of Rhymes and Stories	Have You Seen Sundari	Story PG.NO:8 to 11	July (Day 1)	July	Animal Sound & Action Game” Activity: Teacher makes animal actions and sounds:  Elephant: trunk movement + “trumpet sound”  Tiger: “roar” Children guess the animal.	Play-Way Method Teacher tells the story using: Actions 🐾 Facial expressions 😊 Voice modulation 🗣️ Picture reading 📖	CG-10 Develops fluency in reading and writing in Language 1	C-10.5 Children read short stories and comprehend their meaning by identifying characters, storyline, and letters, and they express their understanding in their own words.	Say simple words from the story.	
21	English Book	Letter Bb	Story with Introduction. PG.NO :15	August (Day 1)	August	Pass the Balloon 🎈 Children pass the balloon in a circle. When music stops, child says: B for Balloon.	Identify characters and objects.	CG-10 Develops fluency in reading and writing in Language 1	C-10.3 Recognises all the letters of the alphabet (Akshar) and uses this knowledge to read and write.	Children will repeat new words from the story .	



22	English Book WORKSHEET	Trace the Letter PG.NO:16	(Day 2)		Air Writing Game 🌟 Children use finger to make B in the air.	Children trace dotted Bb with pencil/crayon.	CG-10 Develops fluency in reading and writing in Language	C-10.3 Recognises all the letters of the alphabet (Akshar) and uses this knowledge to read and write.	Children will trace the letter using finger and pencil correctly.	
23	English Book WORKSHEET	Picture Colouring PG.NO:17	(Day 3)		Happy Hands Warm-Up 🙌 Rub hands, open-close fingers, shake hands to get ready for colouring.	Give picture of ball / banana / bear to colour.	CG-3 Develops a fit and flexible body.	C-3.3 Shows precision and control in working with hands and fingers	Children will identify different colours while colouring the picture.	
24	My Book Of Phonics	Listen and repeat PG.NO:9	(Day 4)		Jump on B Put letter cards on floor. Children jump on letter B .	Sound Practice Teacher says: "Letter B says buh buh buh." Children repeat with actions.	CG-10 Develops fluency in reading and writing in Language 1	C-10.3 Recognises letters of the alphabet and uses them to read words .	Children will identify the letter B/b.	
25	My Book Of Phonics	Say and Trace PG.NO:10	(Day 5)		Happy Hands Warm-Up 🙌 Open and close fingers fast-fast-fast. Shake hands up and down. Roll hands round and round. Clap 3 times 👏👏👏	"Start from the top. Make one standing line. Then make two curves for capital B. For small b, make one standing line and one curve."	CG-10 Develops fluency in reading and writing in Language 1	C-10.3 Recognises letters and uses this knowledge to read and write.	Children will repeat the letter sound while tracing.	
26	English Book	Story with Introduction. PG.NO :18	August (Day 1)	August	Clap for C 🙌 Teacher says: C for Clap! Children clap hands 5 times.	Action Activity: Walk like a cat 🐱 Drive a car 🚗 Pretend to eat cake 🍰	CG-10 Develops fluency in reading and writing in Language 1	C-10.3 Recognises all the letters of the alphabet (Akshar) and uses this knowledge to read and write.	Children will repeat new words from the story .	

27	English Book Worksheet		Trace the Letter PG.NO:19	(Day 2)		C Circle Walk  Make a big C on floor. Children walk on the curve.	“Everybody show your finger. Let us make C in the air... round and open.”	CG-10 Develops fluency in reading and writing in Language	C-10.3 Recognises all the letters of the alphabet (Akshar) and uses this knowledge to read and write.	Children will trace the letter using finger and pencil correctly.	
28	English Book Worksheet	Letter Cc	Cake Decemderoration PG.NO:20	(Day 3)		Pass the Crayon  Pass one crayon while singing. When music stops, child says the colour name.	See children, first tear small paper strips. Now apply glue on the cake picture. Paste the paper strips carefully. Decemderorate the cake nicely with colours.	CG-3 Develops a fit and flexible body.	C-3.3 Shows precision and control in working with hands and fingers	Children will paste and arrange paper pieces to Decemderorate a cake picture.	
29	My Book Of Phonics		Listen and repeat PG.NO:11	(Day 4)		Jump on Letter  Make letter on floor. Children jump and say the letter sound.	Show Letter Flash Card  and ICT.	CG-10 Develops fluency in reading and writing in Language 1	C-10.3 Recognises letters of the alphabet and uses them to read words .	Children will identify the letter C/c.	
30	My Book Of Phonics		Say and Trace PG.NO:12	(Day 5)		Clap and Jump  Clap 2 times Jump 2 times Turn around.	Activity-based method where children learn the sound /c/, recognize Letter C, and relate it to simple words like Cat, Car, and Cake through fun games,	CG-10 Develops fluency in reading and writing in Language 1	C-10.3 Recognises letters and uses this knowledge to read and write.	Children will repeat the letter sound while tracing.	
	Book of Rhymes and Stories	Two Little Dicky Birds	Rhyme PG.NO:12	August (Day 1)	August	Happy Hands Warm-Up  Open and close fingers fast-fast-fast. Shake hands up and down. Roll hands round and round. Clap 3 times 	The teacher introduces the rhyme through singing, actions, and repetition to make learning fun and engaging for children.	CG-9 Develops effective communication skills for day-to day interactions in two languages1	C-9.1 Listens to and appreciates simple songs, rhymes, and poems	Recite the rhyme with actions.	Assessment for Learning

31	English Book	Letter Dd	Story with Introduction. PG.NO :21	August (Day 1)	August	Clap & Say Teacher shows a letter card Children clap and say the sound together.	Method: Play-Way + Story Method + Interaction Story Reading with Actions Read the story with expressions. Picture Talk Ask questions: Activity Children clap when they hear a D word. (Teacher says dog, cat, duck, sun, deer)	CG-10 Develops fluency in reading and writing in Language 1	C-10.5 Children read short stories and comprehend their meaning by identifying characters, storyline, and letters, and they express their understanding in their own words.	Children will repeat new words from the story .	
32	English Book Worksheet		Trace the letter PG.NO:22	(Day 2)		Drum Beat Game 🥁 Children tap the desk like a drum and say D-D-D.	Capital D – Standing line down, then curve around. Small d – Round circle, then standing line up/down and ICT.	CG-10 Develops fluency in reading and writing in Language	C-10.3 Recognises all the letters of the alphabet (Akshar) and uses this knowledge to read and write.	Children will trace the letter using finger and pencil correctly.	
33	English Book Worksheet		Colouring the picture PG.NO:23	(Day 3)		“Drum Sound Activity” – The teacher will ask children to tap their hands on the table like a drum and say “D-D-D”.	Method: Phonics + Identification + Play-Way Picture Naming Point one by one and ask children to say names: Dog, DOctoberor, Fish, Doll and “Circle the pictures that begin with Dd.”	CG-3 Develops a fit and flexible body.	C-3.3 Shows precision and control in working with hands and fingers	Children will identify different colours while colouring the picture.	

34	My Book Of Phonics		Listen and repeat PG.NO:13	(Day 4)		Dog Sound Together 🐶 All children bark and say D for Dog.	Show picture flashcards of dog, dice, door, and donkey, and let children say the names while clapping for the /d/ sound. Children act like a donkey and then colour the donkey picture while repeating Letter Dd words.	CG-10 Develops fluency in reading and writing in Language 1	C-10.3 Recognises letters of the alphabet and uses them to read words .	Children will identify the letter D/d.	
35	My Book Of Phonics		Say and Trace PG.NO:14	(Day 5)		Table Tap 🗨️ Tap table softly 3 times.	Show Letter Dd and let children trace it in the air, then trace on the worksheet with finger and pencil while saying /d/ sound. Use picture cards of doll and duck, ask children to name them, complete the missing letter d, and enjoy a fun phonics game.	CG-10 Develops fluency in reading and writing in Language 1	C-10.3 Recognises letters and uses this knowledge to read and write.	Children will repeat the letter sound while tracing.	
	Book of Rhymes and Stories	The Red Hen and the Bread	Story PG.NO:14 to19	August (Day 1)	August	Pass the Letter 🎁 Pass the letter card while music plays. Stop music = child says the letter name.	The teacher narrates the story using pictures, flashcards, or puppets to make it engaging.	CG-10 Develops fluency in reading and writing in Language 1	C-10.5 Children read short stories and comprehend their meaning by identifying characters, storyline, and letters, and they express their understanding in their own words.	Children will be able to identify the characters in the story.	

36	English Book	Letter Ee	Story with Introduction. PG.NO :24	August (Day 1)	August	Elephant Walk Game 🐘 Children walk like an elephant, move their trunk with hand, and say E-E-E Elephant!	Show an elephant toy or picture and let children March like elephants, swing their arms like a trunk, and make the funny engine sound “Eeee” while listening to the story. Children count 1-2-3 with the elephant, repeat Letter E sound, and act out tricks to learn through fun play.	CG-10 Develops fluency in reading and writing in Language 1	C-10.5 Children read short stories and comprehend their meaning by identifying characters, storyline, and letters, and they express their understanding in their own words.	Children will repeat new words from the story .	
37	English Book Worksheet		Trace the letter PG.NO:25	(Day 2)		Children draw big E in the air with finger. Clap for E 🍌	Children play games like finding E pictures, making elephant actions, and tracing Letter E in the air to learn through fun play-way method.	CG-10 Develops fluency in reading and writing in Language	C-10.3 Recognises all the letters of the alphabet (Akshar) and uses this knowledge to read and write.	Children will trace the letter using finger and pencil correctly.	
38	English Book Worksheet		Colour the picture PG.NO:26	(Day 3)		Clap for E Game 🍌 Teacher says words. Children clap only when word starts with E.	Ask children to name the pictures beginning with E, then guide them to colour the pictures neatly. Use a play-way game: children clap when they hear an E word (Elephant, Egg, Engine) and then identify capital E and small e on the page.	CG-3 Develops a fit and flexible body.	C-3.3 Shows precision and control in working with hands and fingers	Children will identify different colours while colouring the picture.	

39	My Book Of Phonics		Listen and repeat PG.NO:15	(Day 4)		Jump on Letter  Put letter cards on floor. Children jump on the correct letter.	Show the pictures, ask children to name them, and clap for words that begin with Letter E. Then let children find and colour the E pictures while repeating the names happily.	CG-10 Develops fluency in reading and writing in Language 1	C-10.3 Recognises letters of the alphabet and uses them to read words .	Children will identify the letter E/e.	
40	My Book Of Phonics		Say and Trace PG.NO:16	August (Day 5)	August	Pass the Letter  Pass the letter card while music plays. Stop music = child says the letter name.	Show Letter E and ask children to find all the eggs with Letter E on the worksheet. Let children colour the correct eggs happily while repeating “E for Egg” and the /e/ sound.	CG-10 Develops fluency in reading and writing in Language 1	C-10.3 Recognises letters and uses this knowledge to read and write.	Children will repeat the letter sound while tracing.	
41	English Book	Letter Ato E Revision	Sticker Activity PG.NO:27	(Day 1)		Picture Match  Match pictures starting with the letter.	Ask children to identify each picture and say its first letter sound aloud. Then let them choose the correct letter sticker and paste it on the matching picture happily.	CG-10 Develops fluency in reading and writing in Language 1	C-10.3 Recognises letters and uses this knowledge to read and write.	Children will develop fine motor skills through sticker pasting activity .	
	Book of Rhymes and Stories	Pat-a-Cake	Rhyme PG.NO :13	August (Day 1)	August	Sound Clap  Teacher says words. Children clap when they hear the letter sound.	Teacher first demonstrates the rhyme with proper rhythm and hand movements.	CG-9 Develops effective communication skills for day-to day interactions in two languages1	C-9.1 Listens to and appreciates simple songs, rhymes, and poems	Children will be able to recite the rhyme “Pat-a-cake” with actions.	


42	English Book	Letter Ff	Story with Introduction. PG.NO :28	September (Day 1)	September	Freeze Character 🎵 Children move like animals, then freeze when teacher says stop.	Show Letter F flashcards and ask children to say fish, fox, fan while repeating the /f/ sound. Let children flap like a fan, swim like a fish, and jump like a fox for fun play-way learning.	CG-10 Develops fluency in reading and writing in Language 1	C-10.3 Recognises all the letters of the alphabet (Akshar) and uses this knowledge to read and write.	Children will repeat new words from the story .	
43	English Book Worksheet		Trace the letter PG.NO:29	(Day 2)		Touch the Letter 🖐️ Put letters on board/floor. Children touch the correct letter.	Play-way method by letting children trace the letter with their finger first while saying the sound aloud. Then children trace the worksheet letter with pencil in a fun and happy way.	CG-10 Develops fluency in reading and writing in Language	C-10.3 Recognises all the letters of the alphabet (Akshar) and uses this knowledge to read and write.	Children will trace the letter using finger and pencil correctly.	
44	English Book Worksheet		Colouring the picture PG.NO:30	(Day 3)		Colour Clap 🍌 Teacher says a colour. Children clap and say the colour name.	Show the pictures and let children name them aloud in a fun way. Then children colour the correct pictures and complete the activity happily.	CG-3 Develops a fit and flexible body.	C-3.3 Shows precision and control in working with hands and fingers	Children will identify different colours while colouring the picture.	
45	My Book Of Phonics		Listen and repeat PG.NO:17	(Day 4)		Sound Clap 🍌 Teacher says words. Children clap when they hear the letter sound.	Play-way method by asking children to look at the pictures, identify the Letter F pictures, and say their names aloud. Then let children repeat the names and match or colour the correct F pictures.	CG-10 Develops fluency in reading and writing in Language 1	C-10.3 Recognises letters of the alphabet and uses them to read words .	Children will identify the letter F/f.	

46	My Book Of Phonics		Say and trace PG.NO:18	(Day 5)		Magic Finger ✨ Children trace the letter in the air with a magic finger.	Play-way method by asking children to trace the letter with their finger first. Then let them trace the same letter on the worksheet with a pencil carefully and happily.	CG-10 Develops fluency in reading and writing in Language 1	C-10.3 Recognises letters and uses this knowledge to read and write.	Children will repeat the letter sound while tracing.	
	Book of Rhymes and Stories	One ,Two, Three, Four, Five	Rhyme PG.NO:20	September (Day 1)	September	Hand Shaking Game	Teacher introduces the rhyme through counting with fingers, singing, and actions to make learning joyful and interactive.	CG-9 Develops effective communication skills for day-to day interactions in two languages1	C-9.1 Listens to and appreciates simple songs, rhymes, and poems.	Count numbers from 1 to 5	
47	English Book	Letter Gg	Story with Introduction. PG.NO :31	September (Day 1)	September	Knock Knock Game 📖 Teacher says: Knock knock Children ask: Who is there? Teacher shows story character.	Play-way method for storytelling means teaching stories through fun activities, role play, puppets, and games so children learn by doing.	CG-10 Develops fluency in reading and writing in Language 1	C-10.3 Recognises all the letters of the alphabet (Akshar) and uses this knowledge to read and write.	Children will repeat new words from the story .	
48	English Book Worksheet		Trace the letter PG.NO :32	(Day 2)		Trace with Music Play soft music Children move fingers on desk like tracing lines Stop music = freeze.	play-way method where the teacher first introduces the letter using flashcards, songs, or objects, then demonstrates tracing on the board.	CG-10 Develops fluency in reading and writing in Language	C-10.3 Recognises all the letters of the alphabet (Akshar) and uses this knowledge to read and write.	Children will trace the letter using finger and pencil correctly.	

49	English Book Worksheet	Colouring the picture PG.NO:33	(Day 3)		<p>Colour Hunt</p> <p>Teacher shows a colour</p> <p>Children quickly find same colour around classroom (bag, dress, book)</p>	<p>Play-way and activity-based method where children learn colours through fun, observation, and hands-on practice. The teacher first introduces colours using real objects or flashcards, then demonstrates colouring, and finally allows children to colour freely in worksheets while guiding them to stay within shapes.</p>	CG-3 Develops a fit and flexible body.	C-3.3 Shows precision and control in working with hands and fingers	Children will identify different colours while colouring the picture.	
50	My Book Of Phonics	Listen and repeat PG.NO:19	(Day 4)		<p>Clap & Speak</p> <p>Show a letter flashcard</p> <p>Children clap and say: “F! F!” (or any letter)</p> <p>Repeat 2–3 times</p>	<p>Play-way Method</p> <p>Teacher shows pictures and children say the name aloud, then colour the picture. Learning happens through fun, games, and active participation.</p>	CG-10 Develops fluency in reading and writing in Language 1	C-10.3 Recognises letters of the alphabet and uses them to read words .	Children will identify the letter G/g.	
51	My Book Of Phonics	Say and Trace PG.NO:20	(Day 5)		<p>Hand Shaking Game: Shake hands like jelly, then calm hands for tracing</p>	<p>Play-way method, Children learn tracing by doing fun activities like finger tracing in the air, sand, or on a desk, and then tracing letters on worksheets using crayons or pencils in a joyful way.</p>	CG-10 Develops fluency in reading and writing in Language 1	C-10.3 Recognises letters and uses this knowledge to read and write.	Children will repeat the letter sound while tracing.	

	Book of Rhymes and Stories	The Mask	Story PG.NO:21 to 25	September (Day 1)	September	Sound Guess Game: Children guess animal or character from sounds.	Teacher introduces the concept of “The Mask” through showing different masks, storytelling, and fun role-play activities where children wear or act with masks to express emotions and characters.	CG-10 Develops fluency in reading and writing in Language 1	C-10.5 Children read short stories and comprehend their meaning by identifying characters, storyline, and letters, and they express their understanding in their own words.	Identify and recognize different masks.	Assessment for Learning
52	English Book	Letter Hh	Story with Introduction. PG.NO :34	September (Day 1)	September	Sound Guess Game: Children guess animal or character from sounds.	Play-way Method (Story Telling): Play-way method, the teacher tells the story using actions, pictures, sounds, and role play. Children listen, act, and respond, making learning fun, active, and interesting instead of just listening quietly.	CG-10 Develops fluency in reading and writing in Language 1	C-10.3 Recognises all the letters of the alphabet (Akshar) and uses this knowledge to read and write.	Children will repeat new words from the story .	
53	English Book		Trace the Letter PG.NO :35	(Day 2)		Magic Finger Game: Teacher says “magic finger up” → children trace letters in air	Play-way Method: Teacher uses songs, rhymes, and games to make tracing fun.	CG-10 Develops fluency in reading and writing in Language	C-10.3 Recognises all the letters of the alphabet (Akshar) and uses this knowledge to read and write.	Children will trace the letter using finger and pencil correctly.	
54	English Book		Colour Things that Start with Hh PG.NO:36	(Day 3)		Colour Touch Game: The Teacher calls a colour, and the children touch something of that colour.	Play-Way Method, children learn colouring by observing pictures and colouring them with crayons.	CG-3 Develops a fit and flexible body.	C-3.3 Shows precision and control in working with hands and fingers	Children will identify different colours while colouring the picture.	

55	My Book Of Phonics		Listen and repeat PG.NO:21	(Day 4)		Picture Show Game: Teacher shows a picture quickly, children say its name.	Play-Way Method, The teacher shows pictures or objects and children say their names aloud.	CG-10 Develops fluency in reading and writing in Language 1	C-10.3 Recognises letters of the alphabet and uses them to read words .	Children will identify the letter H/h.	
56	My Book Of Phonics		Say and trace PG.NO:22	(Day 5)		 ABC Song Game: Children sing and point to letters in rhythm.	Play-Way Method Children learn by tracing lines and letters in the air, sand, or on the desk, then identifying pictures or letters, and finally colouring them on worksheets using crayons or pencils.	CG-10 Develops fluency in reading and writing in Language 1	C-10.3 Recognises letters and uses this knowledge to read and write.	Children will repeat the letter sound while tracing.	
57	English Book	Letter Ii	Story with Introduction. PG.NO :37	September (Day 1)	September	Sound Game: Make sounds and children identify.	Play-Way Method The teacher tells the story using actions, pictures, sounds, and role play, and children listen, act, and respond actively.	CG-10 Develops fluency in reading and writing in Language 1	C-10.3 Recognises all the letters of the alphabet (Akshar) and uses this knowledge to read and write.	Children will repeat new words from the story .	
58	English Book		Trace the Letter PG.NO :38	(Day 2)		Clap the Letter  Teacher says the letter sound, children clap and repeat it.	Play-Way Method Children learn tracing through fun activities. The teacher first demonstrates the letter, then children trace it in the air with their finger like a game.	CG-10 Develops fluency in reading and writing in Language	C-10.3 Recognises all the letters of the alphabet (Akshar) and uses this knowledge to read and write.	Children will trace the letter using finger and pencil correctly.	

59	English Book		Cotton Ball Activity PG.NO :39	(Day 3)		<p>Follow the Activity</p> <p>Teacher does actions (clap, jump, turn). Children copy like a game.</p>	<p>Play-Way Method</p> <p>Children will observe the cotton balls and picture, then apply glue and stick cotton balls on the given worksheet.</p> <p>They will enjoy the activity through play and develop creativity and fine motor skills.</p>	CG-3 Develops a fit and flexible body.	C-3.3 Shows precision and control in working with hands and fingers	Children will develop fine motor skills by handling and pasting cotton balls.	
60	My Book Of Phonics		Listen and repeat PG.NO:23	(Day 4)		<p>Touch and Tell </p> <p>Children come one by one, touch the picture, and say its name.</p>	<p>Play-Way Method</p> <p>Children will first learn the letter sound through phonics in a fun and repeated way. Then they will colour the picture using fingers and pencils while saying the sound aloud.</p>	CG-10 Develops fluency in reading and writing in Language 1	C-10.3 Recognises letters of the alphabet and uses them to read words .	Children will identify the letter I/i.	
61	My Book Of Phonics		Say and trace PG.NO:24	(Day 5)		<p>Musical Letter Chairs</p> <p>Chairs have letter cards attached.</p> <p>Music plays while children walk around.</p> <p>When music stops, each child sits and says the letter they got.</p>	<p>Play-way Method</p> <p>Children learn letter tracing through fun, activity-based, and hands-on experiences instead of formal writing practice. The focus is on “learning by doing”.</p>	CG-10 Develops fluency in reading and writing in Language 1	C-10.3 Recognises letters and uses this knowledge to read and write.	Children will repeat the letter sound while tracing.	

62	English Book	Letter Jj	Story with Introduction. PG.NO :40	October (Day 1)	October	Pass the Word Game Teacher whispers a funny word to one child Child passes it to next child Last child says it loudly and everyone !Augusths.	Play-way Method Teaches storytelling through fun, actions, games, pictures, and role play so children learn by participating actively.	CG-10 Develops fluency in reading and writing in Language 1	C-10.3 Recognises all the letters of the alphabet (Akshar) and uses this knowledge to read and write.	Children will repeat new words from the story .	
63	English Book		Trace the Letter PG.NO :41	(Day 2)		Letter Jump Game Put letter cards on the floor. Teacher says a letter. Children jump on the correct letter.	Play-way Method Children learn tracing letters through fun and guided activities. The teacher first demonstrates the letter, then children trace by seeing, saying, and doing.	CG-10 Develops fluency in reading and writing in Language	C-10.3 Recognises all the letters of the alphabet (Akshar) and uses this knowledge to read and write.	Children will trace the letter using finger and pencil correctly.	
64	English Book		Colour the Jellyfish PG.NO :42	(Day 3)		Colour Jump Put colour papers on floor. Teacher says a colour. Children jump on that colour.	Play-way Method The teacher teaches colouring through fun and simple activities. The teacher shows the picture, introduces colours, and children colour the picture happily while learning colour names. This method develops creativity, fine motor skills, and active participation.	CG-3 Develops a fit and flexible body.	C-3.3 Shows precision and control in working with hands and fingers	Children will identify different colours while colouring the picture.	

65	My Book of Phonics		Listen and repeat PG.NO:25	(Day 4)		Magic Hands Game Open-close hands, shake hands, clap hands, ready to trace.	Play-way Method Children learn tracing through fun activities. The teacher shows the worksheet, demonstrates tracing, and children trace with pencils or crayons. This develops fine motor skills, hand control, and confidence.	CG-10 Develops fluency in reading and writing in Language 1	C-10.3 Recognises letters of the alphabet and uses them to read words .	Children will identify the letter J/j.	
66	My Book of Phonics		Say and trace PG.NO:26	(Day 5)		Jump and Stop Teacher says:  “Jump Jump Jump... Stop!” Children jump and freeze.	Play-way Method Children first learn the letter sound through phonics in a fun way. The teacher shows the letter, says its sound, and demonstrates tracing on the worksheet.	CG-10 Develops fluency in reading and writing in Language 1	C-10.3 Recognises letters and uses this knowledge to read and write.	Children will repeat the letter sound while tracing.	
	Book of Rhymes and Stories	Old MacDonald	Rhyme PG.NO:26	(Day 5)		 “Jump!”  “Sit!”  “Stand!”	The teacher sings the rhyme with actions and animal sound .	CG-9 Develops effective communication skills for day-to day interactions in two languages1	C-9.1 Listens to and appreciates simple songs, rhymes, and poems	Identifies common farm animals and their sounds.	

67	English Book	Letter F To J	Worksheet Revision PG.NO:43	October (Day 1)	October	Action Game Teacher says: 👉 “Jump!” 👉 “Sit!” 👉 “Stand!” Children do actions	Play-way Method Children learn to match capital letters with small letters through fun and activity-based learning. The teacher shows flashcards of capital and small letters, demonstrates matching, and children find the correct pairs through games or worksheets.	CG-10 Develops fluency in reading and writing in Language 1	C-10.3 Recognises letters and uses this knowledge to read and write.	Children will repeat new words from the story .	Assessment of Learning
68	English Book	Letter Kk	Story with Introduction. PG.NO :44	October (Day 1)	October	Picture Pass Pass a picture card. When teacher says stop, child names the picture.	Play-way Method The teacher tells the story through fun, actions, pictures, puppets, and voice expressions. Children listen, repeat simple words, act like characters, and answer easy questions.	CG-10 Develops fluency in reading and writing in Language 1	C-10.5 Children read short stories and comprehend their meaning by identifying characters, storyline, and letters, and they express their understanding in their own words.	Children will repeat new words from the story .	
69	English Book		Trace the letter PG.NO :45	(Day 2)		Wake Up Fingers Open-close fingers, shake hands, wiggle fingers, ready to trace!	Play-based Method for Tracing Letters The teacher shows the letter and demonstrates finger tracing. Children trace the letter in the air, on the table, or on the worksheet. This develops letter recognition, fine motor skills, and participation.	CG-10 Develops fluency in reading and writing in Language	C-10.3 Recognises all the letters of the alphabet (Akshar) and uses this knowledge to read and write.	Children will trace the letter using finger and pencil correctly.	

70	English Book		Find the pictures that begin with K PG.NO :46	(Day 3)		<p>Letter Hunt</p> <p>Hide letter cards in class.</p> <p>Children find a card and say the letter.</p>	<p>Play-way Method for Circle the Pictures Beginning with the Letter</p> <p>The teacher introduces the letter and its sound using flashcards or pictures. Children identify and circle the pictures whose names begin with the given letter. This activity develops letter recognition, phonics awareness, observation skills, and active participation.</p>	CG-3 Develops a fit and flexible body.	C-3.3 Shows precision and control in working with hands and fingers	Children will identify the beginning letter sound and circle the correct picture.	
71	My Book of Phonics		Listen and Repeat PG.NO :27	(Day 4)		<p>See and Say</p> <p>Teacher shows a flashcard letter.</p> <p>Children say the letter name.</p>	<p>Play-way Method</p> <p>The teacher introduces letters and related pictures using flashcards or charts. Children identify the letters, name the pictures, and repeat after the teacher.</p>	CG-10 Develops fluency in reading and writing in Language 1	C-10.3 Recognises letters of the alphabet and uses them to read words .	Children will identify the letter K/k.	

72	My Book of Phonics		Say and Trace PG.NO :28	(Day 5)		Magic Finger Tracing Children trace the letter in the air with finger.	Play-way Method The teacher demonstrates how to trace letters on a worksheet. Children first trace with their fingers and then with pencils. This activity develops fine motor skills, hand control, and letter formation through fun and active participation.	CG-10 Develops fluency in reading and writing in Language 1	C-10.3 Recognises letters and uses this knowledge to read and write.	Children will repeat the letter sound while tracing.	
	Book of Rhymes and Stories	The Giant Turnip	Story PG.NO :27to 29	October (Day 1)	October	Action game: children act like pulling something heavy together.	Use puppets or flashcards for characters (old man, old woman, animals).	CG-10 Develops fluency in reading and writing in Language 1	C-10.5 Children read short stories and comprehend their meaning by identifying characters, storyline, and letters, and they express their understanding in their own words.	Enhances speaking skills through repetition and role-play.	
73	English Book	Letter Ll	Story with Introduction. PG.NO :47	October (Day 1)	October	Action Fun Game Children do actions: Ladybug: fingers move like flying  Frog: jump like frog 	Play-way Method The teacher narrates the story using expressions, actions, pictures, and simple words. Children listen carefully, repeat key words, and act out parts of the story.	CG-10 Develops fluency in reading and writing in Language 1	C-10.3 Recognises all the letters of the alphabet (Akshar) and uses this knowledge to read and write.	Children will repeat new words from the story .	

74	English Book	Trace the letter PG.NO :48	(Day 2)		<p>Jump Game</p> <p>Teacher says: “Jump... jump... stop!”</p> <p>Children jump and freeze.</p>	<p>Play-way Method</p> <p>Children learn letter tracing through fun and guided activities. The teacher demonstrates correct letter formation, and children trace letters on worksheets using fingers, pencils.</p>	CG-10 Develops fluency in reading and writing in Language	C-10.3 Recognises all the letters of the alphabet (Akshar) and uses this knowledge to read and write.	Children will trace the letter using finger and pencil correctly.	
75	English Book	Colour the Pictures. PG.NO :49	(Day 3)		<p>Colour Hunt Game</p> <p>Teacher says a colour name (e.g., red/blue/yellow). Children quickly point to any object in the classroom with that colour.</p>	<p>Play-way Method</p> <p>Children learn colouring through fun and activity-based learning. The teacher shows the picture, introduces colours, and demonstrates how to colour neatly. Children then colour the picture using crayons.</p>	CG-3 Develops a fit and flexible body.	C-3.3 Shows precision and control in working with hands and fingers	Children will identify different colours while colouring the picture.	
76	My Book of Phonics	Listen and Repeat PG.NO :29	(Day 4)		<p>Action Warm-Up (For all topics)</p> <p>Clap hands 🙌</p> <p>Stamp feet 🦶</p> <p>Shake hands 🤝</p> <p>Say: “I am happy!”</p>	<p>Play-way Method</p> <p>The teacher shows letters and related pictures and clearly pronounces them. Children listen carefully, identify the picture, and repeat the letter and the word aloud. This activity helps develop listening skills.</p>	CG-10 Develops fluency in reading and writing in Language 1	C-10.3 Recognises letters of the alphabet and uses them to read words .	Children will identify the letter L/l.	

77	My Book of Phonics		Say and Trace PG.NO :30	(Day 5)		My Name Clap Game How to play: Each child says their name with a clap.	Play-way Method The teacher demonstrates how to trace letters correctly on the board or worksheet. Children first trace the letters with their fingers and then with pencils.	CG-10 Develops fluency in reading and writing in Language 1	C-10.3 Recognises letters and uses this knowledge to read and write.	Children will repeat the letter sound while tracing.	
78	English Book	Letter Mm	Story with Introduction. PG.NO :50	October (Day 1)	October	Action Warm-Up Children do actions with teacher: Sleep 🛌 Walk 🚶 Run 🏃 Jump 🦘	Play-way Method The teacher narrates the story using expressions, actions, pictures, and simple words. Children listen carefully, repeat key words, and act out parts of the story.	CG-10 Develops fluency in reading and writing in Language 1	C-10.3 Recognises all the letters of the alphabet (Akshar) and uses this knowledge to read and write.	Children will repeat new words from the story .	
79	English Book		Trace the letter PG.NO :51	(Day 2)		Clap and Focus 👉 “Clap 2 times... 3 times...” Children clap and get attention.	Play-way Method Children learn letter tracing through fun and guided activities. The teacher demonstrates correct letter formation, and children trace letters on worksheets using fingers, pencils.	CG-10 Develops fluency in reading and writing in Language	C-10.3 Recognises all the letters of the alphabet (Akshar) and uses this knowledge to read and write.	Children will trace the letter using finger and pencil correctly.	

80	English Book		Colour the Pictures. PG.NO :52	(Day 3)		Colour Show Game Teacher shows a crayon or colour card Children say loudly: “Red!” “Blue!” “Yellow!”	Play-way Method Children learn colouring through fun and activity-based learning. The teacher shows the picture, introduces colours, and demonstrates how to colour neatly. Children then colour the picture using crayons.	CG-3 Develops a fit and flexible body.	C-3.3 Shows precision and control in working with hands and fingers	Children will identify different colours while colouring the picture.	
81	My Book of Phonics		Listen and Repeat PG.NO :31	(Day 4)		Action Game Teacher gives action, children follow: Clap 🖐️ Jump 🐸 Sit down 🙇	Play-way Method The teacher shows letters and related pictures and clearly pronounces them. Children listen carefully, identify the picture, and repeat the letter and the word aloud. This activity helps develop listening skills.	CG-10 Develops fluency in reading and writing in Language 1	C-10.3 Recognises letters of the alphabet and uses them to read words .	Children will identify the letter M/m.	

82	My Book of Phonics		Say and Trace PG.NO :32 Sight Words 1 PG.NO :33	(Day 5)		<p>Air Writing Game</p> <p>Children write letter in air with finger.</p>	<p>Play-way Method</p> <p>The teacher demonstrates how to trace letters correctly on the board or worksheet. Children first trace the letters with their fingers and then with pencils.</p> <p>Play-way Method</p> <p>The teacher introduces sight words by showing flashcards and clearly pronouncing each word. Children look at the word carefully, listen to the teacher, and repeat it one by one.</p>	CG-10 Develops fluency in reading and writing in Language 1	C-10.3 Recognises letters and uses this knowledge to read and write.	Children will repeat the letter sound while tracing.	
83	English Book	Letter Nn	Story with Introduction. PG.NO :53	November (Day 1)	November	<p>Action Warm-Up</p> <p>Teacher says and children act: Clap clap clap 🍌 Jump Jump Jump 🐱 Sit down quietly 🙄</p>	<p>Play Way Method is a child-centered teaching approach where children learn by doing, playing, acting, and experiencing instead of only listening. In storytelling, it makes learning fun, active, and meaningful.</p>	CG-10 Develops fluency in reading and writing in Language 1	C-10.3 Recognises all the letters of the alphabet (Akshar) and uses this knowledge to read and write.	Children will repeat new words from the story .	

84	English Book		Trace the letter PG.NO :54	(Day 2)		Clap & Freeze Game Children clap with teacher Teacher says “Freeze!” 🖐️ Everyone becomes still like statue	Play Way Method Children learn letters through fun activities like games, rhymes, actions, and tracing, making learning enjoyable and engaging.	CG-10 Develops fluency in reading and writing in Language	C-10.3 Recognises all the letters of the alphabet (Akshar) and uses this knowledge to read and write.	Children will trace the letter using finger and pencil correctly.	
85	English Book		Necklace Activity PG.NO :55	(Day 3)		Pass the Necklace Game Children pass a necklace in a circle. When the teacher says “Stop,” the child holding it says one word (colour/name).	Teacher shows a necklace, explains the activity, demonstrates bindi pasting, and guides children to Decemberorate while encouraging speaking and participation.	CG-3 Develops a fit and flexible body.	C-3.3 Shows precision and control in working with hands and fingers	Children will paste colourful bindis to Decemberorate the necklace pattern.	
86	My Book of Phonics		Listen and Repeat PG.NO :34	(Day 4)		Pass & Say Game Pass a flashcard When teacher says “Stop,” child says the letter + object.	Play Way Method Teacher uses pictures and flashcards to introduce letters through fun interaction. Children observe the picture, identify the object, and connect it with the letter sound. The teacher encourages repetition, actions, and participation to make learning enjoyable.	CG-10 Develops fluency in reading and writing in Language 1	C-10.3 Recognises letters of the alphabet and uses them to read words .	Children will identify the letter N/n.	

87	My Book of Phonics		Say and Trace PG.NO :35	(Day 5)		Air Tracing Game Teacher says: "Let's draw in the air!" Children trace big letters in air with finger.	Play Way Method Children learn letters through fun by saying the letter aloud and tracing it using finger, air, and worksheet.	CG-10 Develops fluency in reading and writing in Language 1	C-10.3 Recognises letters and uses this knowledge to read and write.	Children will repeat the letter sound while tracing.	
	Book of Rhymes and Stories	Hey ,Diddle, Diddle	Rhyme PG.NO :30	November (Day 1)	November	Show pictures of a cat, cow, moon, and spoon and ask children to name them.	Teacher recites the rhyme with rhythm, expression, and actions.	CG-9 Develops effective communication skills for day-to day interactions in two languages.	C-9.1 Listens to and appreciates simple songs, rhymes, and poems.	Identifies different objects and animals in the rhyme.	
88	English Book	Letter Oo	Story with Introduction. PG.NO :56	November (Day 1)	November	Shake your hands. (1,2,3)	Play Way Method Children learn the story through actions, pictures, and role play, making learning fun and active.	CG-10 Develops fluency in reading and writing in Language 1	C-10.5 Children read short stories and comprehend their meaning by identifying characters, storyline, and letters, and they express their understanding in their own words.	Children will repeat new words from the story .	
89	English Book		Trace the letter PG.NO :57	(Day 2)		Magic hands clap clap clap.	Teacher demonstrates letter formation, then guides children to trace using finger → air → pencil, with repetition and support.	CG-10 Develops fluency in reading and writing in Language	C-10.3 Recognises all the letters of the alphabet (Akshar) and uses this knowledge to read and write.	Children will trace the letter using finger and pencil correctly.	
90	English Book		Colour the pictures. PG.NO :58	(Day 3)		Ask children to touch something of a specific colour.	Play-Way Method The teacher provides pictures and encourages children to colour them freely while learning colours, shapes, and objects in a fun and playful way.	CG-3 Develops a fit and flexible body.	C-3.3 Shows precision and control in working with hands and fingers	Children will identify different colours while colouring the picture.	

91	My Book of Phonics		Listen and Repeat PG.NO :36	(Day 4)		Magic hands tap tap tap.	Play-Way Method The teacher says words or sounds with actions and fun expressions, and children listen and repeat in a playful way.	CG-10 Develops fluency in reading and writing in Language 1	C-10.3 Recognises letters of the alphabet and uses them to read words .	Children will identify the letter O/o.	
92	My Book of Phonics		Say and Trace PG.NO :37	(Day 5)		Shake your whole body.	Teacher introduces the letter with sound, demonstrates tracing on board, and guides children to trace using finger, air, and pencil through games, rhymes, and repetition.	CG-10 Develops fluency in reading and writing in Language 1	C-10.3 Recognises letters and uses this knowledge to read and write.	Children will repeat the letter sound while tracing.	
93	English Book		Letters K to O Revision PG.NO :59	(Day 6)		Find the Letter Game Show flashcards (K, L, M, N, O) Say: "Find M!" Children point or pick	Teacher introduces letters K to O using phonics sounds and flashcards, demonstrates tracing on board, and guides children to trace using finger → air → pencil. Teacher shows pictures and helps children identify which picture begins with the given letter.	CG-10 Develops fluency in reading and writing in Language 1	C-10.3 Recognises letters and uses this knowledge to read and write.	Children will identify the given letter and circle the picture that begins with that letter.	
	Book of Rhymes and Stories	The Ant and The Grasshopper	Story PG.NO :31 to 34	November (Day 1)	November	Action activity: children pretend to collect food like ants and jump like grasshoppers.	Use puppets or flashcards for ant, grasshopper, summer, and winter scenes.	CG-10 Develops fluency in reading and writing in Language 1	C-10.5 Children read short stories and comprehend their meaning by identifying characters, storyline, and letters, and they express their understanding in their own words.	Enhances speaking and participation through role-play.	Assessment for Learning

94	English Book	Letter Pp	Story with Introduction. PG.NO :60	December (Day 1)	December	Action Game Teacher says: “Clap your hands!” / “Jump!” Children listen and do the action quickly.	Through the play-way method, the teacher uses actions, voice, and play to make children listen, repeat, and actively participate in the story.	CG-10 Develops fluency in reading and writing in Language 1	C-10.3 Recognises all the letters of the alphabet (Akshar) and uses this knowledge to read and write.	Children will repeat new words from the story .	
95	English Book		Trace the letter PG.NO :61	(Day 2)		Hello Song Game Teacher sings: “Hello, hello, how are you?” Children repeat with actions (wave, clap, smile).	Play-Way Method The teacher demonstrates letter tracing using finger or pencil with actions and fun instructions. Children trace the letter in the air, on sand, or on worksheets while saying the sound, making learning playful and engaging.	CG-10 Develops fluency in reading and writing in Language	C-10.3 Recognises all the letters of the alphabet (Akshar) and uses this knowledge to read and write.	Children will trace the letter using finger and pencil correctly.	
96	English Book		Colour the pictures. PG.NO :62	(Day 3)		Colour Hunt Game Teacher says: “Find something red!” Children quickly look around and point to a red object. Repeat with different colours (blue, yellow, green).	Play-Way Method The teacher provides pictures and colours, and demonstrates how to colour using fun instructions and actions. Children colour freely while identifying colours and objects, learning in a playful and creative way.	CG-3 Develops a fit and flexible body.	C-3.3 Shows precision and control in working with hands and fingers	Children will identify different colours while colouring the picture.	

97	My Book of Phonics		Listen and Repeat PG.NO :38	(Day 4)		Echo Game Teacher says: “Hello!” Children repeat: “Hello!” Teacher says words with actions (clap, jump), and children listen and repeat in a fun way.	Play-Way Method The teacher says words or sounds with actions and expressions. Children listen carefully and repeat in a playful, game-based way, making learning fun and interactive.	CG-10 Develops fluency in reading and writing in Language 1	C-10.3 Recognises letters of the alphabet and uses them to read words .	Children will identify the letter P/p.	
98	My Book of Phonics		Say and Trace (Day 5) PG.NO :39	(Day 5)		Sky Tracing Game Teacher says a letter: P Children say P and trace it in the air with their finger.	Play-Way Method The teacher demonstrates saying the letter sound and tracing it with actions. Children repeat the sound and trace using finger, sand, or pencil in a fun and playful way.	CG-10 Develops fluency in reading and writing in Language 1	C-10.3 Recognises letters and uses this knowledge to read and write.	Children will repeat the letter sound while tracing.	
	Book of Rhymes and Stories	Five Little Peas	Rhyme PG.NO :35	December (Day 1)	December	Finger play: children count 5 fingers as 5 peas.	Teacher recites the rhyme with actions and expressions.	CG-9 Develops effective communication skills for day-to day interactions in two languages.	C-9.1 Listens to and appreciates simple songs, rhymes, and poems.	Recognizes numbers 1 to 5 through rhyme.	
99	English Book	Letter Qq	Story with Introduction. PG.NO :63	December (Day 1)	December	Action Game Teacher says: “Clap!” “Jump!” Children listen and do the actions quickly.	Play-Way Method The teacher uses storytelling with actions, role play, and repetition. Children learn by listening, speaking, and acting in a fun, interactive way.	CG-10 Develops fluency in reading and writing in Language 1	C-10.3 Recognises all the letters of the alphabet (Akshar) and uses this knowledge to read and write.	Children will repeat new words from the story .	

100	English Book		Trace the letter PG.NO :64	(Day 2)		Clap and Say Teacher claps and says: “Clap-Clap!” Children repeat and clap together.	Play-Way Method The teacher demonstrates how to trace the letter using finger or pencil with fun actions. Children trace the letter in the air, sand, or worksheet while saying the sound, making learning playful and engaging.	CG-10 Develops fluency in reading and writing in Language	C-10.3 Recognises all the letters of the alphabet (Akshar) and uses this knowledge to read and write.	Children will trace the letter using finger and pencil correctly.	
101	English Book		Pattern Making and Colouring PG.NO :65	(Day 3)		Clap Pattern Game Teacher makes a pattern: “Clap–Tap–Clap” Children listen and repeat the same pattern. Then show colours: “Red–Blue–Red” and children repeat.	Play-Way Method The teacher demonstrates simple patterns using colours, shapes, or actions. Children identify, repeat, and create patterns, then colour pictures following the pattern. Learning happens through play, repetition, and hands-on activities.	CG-3 Develops a fit and flexible body.	C-3.3 Shows precision and control in working with hands and fingers	Children will identify and repeat patterns while colouring .	
102	My Book of Phonics		Listen and Repeat PG.NO :40	(Day 4)		Freeze Game Play music or clap rhythm. Children move/dance. When teacher says “STOP!”, they freeze like a statue.	The teacher says words or sounds with actions and expressions. Children listen carefully and repeat in a fun, game-based way, improving listening and speaking skills.	CG-10 Develops fluency in reading and writing in Language 1	C-10.3 Recognises letters of the alphabet and uses them to read words .	Children will identify the letter Q/q.	

103	My Book of Phonics		Say and Trace PG.NO :41	(Day 5)		Pass the Smile Children pass a smile or clap around the circle.	Play-Way Method The teacher demonstrates saying the letter sound and tracing it with actions. Children repeat the sound and trace using finger, sand, or pencil in a fun and playful way.	CG-10 Develops fluency in reading and writing in Language 1	C-10.3 Recognises letters and uses this knowledge to read and write.	Children will repeat the letter sound while tracing.	
104	English Book	Letter Rr	Story with Introduction. PG.NO :66	December (Day 1)	December	Shake your shoulders. (3Times)	The teacher uses storytelling with actions, role play, and repetition. Children learn by listening, speaking, and acting in a fun and interactive way.	CG-10 Develops fluency in reading and writing in Language 1	C-10.3 Recognises all the letters of the alphabet (Akshar) and uses this knowledge to read and write.	Children will repeat new words from the story .	
105	English Book		Trace the letter PG.NO :67	(Day 2)		Magic hands wave wave wave.	The teacher demonstrates letter tracing using finger or pencil with fun actions and clear instructions. Children trace the letter in the air, on sand, and on worksheets while saying the sound, making learning playful and engaging.	CG-10 Develops fluency in reading and writing in Language	C-10.3 Recognises all the letters of the alphabet (Akshar) and uses this knowledge to read and write.	Children will trace the letter using finger and pencil correctly.	
106	English Book		Colour the Rocket PG.NO :68	(Day 3)		Ask children to touch something of a specific colour.	“Through the play-way method, children learn colours by colouring the rocket in a fun and interactive way.”	CG-3 Develops a fit and flexible body.	C-3.3 Shows precision and control in working with hands and fingers	Children will identify different colours while colouring the picture.	

107	My Book of Phonics		Listen and Repeat PG.NO :42	(Day 4)		Magic hands peek-a-boo!	Through the play-way method, children learn by listening and repeating in a fun and interactive way.”	CG-10 Develops fluency in reading and writing in Language 1	C-10.3 Recognises letters of the alphabet and uses them to read words .	Children will identify the letter R/r.	
108	My Book of Phonics		Say and Trace PG.NO :43	(Day 4)		Sit Down Stand Up	The teacher demonstrates saying the letter sound and tracing it with actions and clear instructions. Children repeat the sound and trace the letter in the air, sand, or on worksheets in a fun and playful way.	CG-10 Develops fluency in reading and writing in Language 1	C-10.3 Recognises letters and uses this knowledge to read and write.	Children will repeat the letter sound while tracing.	
	Book of Rhymes and Stories	The Blue Jackal	Story PG.NO :36 to 39	December (Day 1)	December	Show pictures of different animals (jackal, lion, fox, tiger) and ask: “Which animal is clever?”	Play-Way Method to keep learning joyful and interactive.	CG-10 Develops fluency in reading and writing in Language 1	C-10.5 Children read short stories and comprehend their meaning by identifying characters, storyline, and letters, and they express their understanding in their own words.	Identify different animals in the story.	
109	English Book	Letter Ss	Story with Introduction. PG.NO :69	u (Day 1)	January	The teacher says, "Clap, clap, say hello!"	Play Way Method Children learn the story through play, actions, pictures, and role play, making learning fun and engaging.	CG-10 Develops fluency in reading and writing in Language 1	C-10.3 Recognises all the letters of the alphabet (Akshar) and uses this knowledge to read and write.	Children will repeat new words from the story .	
110	English Book		Trace the letter PG.NO :70	(Day 2)		Children clap twice and wave their hands. Then everyone says together, "Hello!"	The Play Way Method helps children learn letter tracing through fun, activity-based learning instead of rote writing.	CG-10 Develops fluency in reading and writing in Language	C-10.3 Recognises all the letters of the alphabet (Akshar) and uses this knowledge to read and write.	Children will trace the letter using finger and pencil correctly.	

111	English Book		Colour the Picture PG.NO :71	(Day 3)		Clap & Count Clap 1, 2, 3 🐼 Children repeat with you	The Play Way Method encourages children to learn colouring through fun, creativity, and hands-on activity.	CG-3 Develops a fit and flexible body.	C-3.3 Shows precision and control in working with hands and fingers	Children will identify different colours while colouring the picture.	
112	My Book of Phonics		Listen and Repeat PG.NO :44	(Day 4)		Action Game “Jump!” 🐱 “Sit!” “Turn around!” Children follow actions	In the Play Way Method, the teacher introduces letters using phonics sounds and flashcards (e.g., A – Apple) and children learn through listening, repeating, and fun activities instead of rote learning.	CG-10 Develops fluency in reading and writing in Language 1	C-10.3 Recognises letters of the alphabet and uses them to read words .	Children will identify the letter S/s.	
113	My Book of Phonics		Say and Trace PG.NO :45	(Day 5)		Shake your whole body.	The Play Way Method helps children learn letters through saying, seeing, and tracing in a fun way instead of rote writing.	CG-10 Develops fluency in reading and writing in Language 1	C-10.3 Recognises letters and uses this knowledge to read and write.	Children will repeat the letter sound while tracing.	
	Book of Rhymes and Stories	The Cats and the Monkey	Story PG.NO :40 to 44	January (Day 1)	January	“ Animal Actions Game ”	Use of Puppets or Masks for engagement	CG-10 Develops fluency in reading and writing in Language 1	C-10.5 Children read short stories and comprehend their meaning by identifying characters, storyline, and letters, and they express their understanding in their own words.	Identify characteristics of cat and monkey.	
114	English Book	Letter Tt	Story with Introduction. PG.NO :72	January (Day 1)	January	Children clap twice and wave their hands.	Play Way Method Children learn the story through play, actions, pictures, and role play, making learning fun and engaging.	CG-10 Develops fluency in reading and writing in Language 1	C-10.3 Recognises all the letters of the alphabet (Akshar) and uses this knowledge to read and write.	Children will repeat new words from the story .	

115	English Book		Trace the letter PG.NO :73	(Day 2)		Magic hands peek-a-boo!	The Play Way Method helps children learn letter tracing through fun, activity-based learning instead of rote writing.	CG-10 Develops fluency in reading and writing in Language	C-10.3 Recognises all the letters of the alphabet (Akshar) and uses this knowledge to read and write.	Children will trace the letter using finger and pencil correctly.	
116	English Book		Colour the Picture PG.NO :74	(Day 3)		Ask children to touch something of a specific color.	The Play Way Method encourages children to learn colouring through fun, creativity, and hands-on activity.	CG-3 Develops a fit and flexible body.	C-3.3 Shows precision and control in working with hands and fingers	Children will identify different colours while colouring the picture.	
117	My Book of Phonics		Listen and Repeat PG.NO :46	(Day 4)		Look & Say Show an object (ball/book) Children say its name loudly	In the Play Way Method, the teacher introduces letters using phonics sounds and flashcards (e.g., A – Apple) and children learn through listening, repeating, and fun activities instead of rote learning.	CG-10 Develops fluency in reading and writing in Language 1	C-10.3 Recognises letters of the alphabet and uses them to read words .	Children will identify the letter T/t.	
118	My Book of Phonics		Say and Trace PG.NO :47	(Day 5)		Clap & Freeze Game Children clap with teacher Teacher says “Freeze!” 🖐️ Everyone becomes still like statue	The Play Way Method helps children learn letters through saying, seeing, and tracing in a fun way instead of rote writing.	CG-10 Develops fluency in reading and writing in Language 1	C-10.3 Recognises letters and uses this knowledge to read and write.	Children will repeat the letter sound while tracing.	
119	English Book		Letter P to T Revision PG.NO :75	(Day 6)		Children clap twice and wave their hands.	Children revise letters P to T through matching games, pictures, and fun activities to make learning interactive and enjoyable.	CG-10 Develops fluency in reading and writing in Language 1	C-10.3 Recognises letters and uses this knowledge to read and write.	Children will match letters with the corresponding pictures correctly .	Assessment for Learning

120	English Book	Letter Uu	Story with Introduction. PG.NO :76	January (Day 1)	January	Follow the Leader Teacher walks, claps, jumps Children copy all actions.	Play Way Method Children learn the story through play, actions, pictures, and role play, making learning fun and engaging.	CG-10 Develops fluency in reading and writing in Language 1	C-10.3 Recognises all the letters of the alphabet (Akshar) and uses this knowledge to read and write.	Children will repeat new words from the story .	
121	English Book		Trace the letter PG.NO :77	(Day 2)		Listen & Do “Touch your nose 👉” “Clap your hands 🖐️” Children listen and act.	The Play Way Method helps children learn letter tracing through fun, activity-based learning instead of rote writing.	CG-10 Develops fluency in reading and writing in Language	C-10.3 Recognises all the letters of the alphabet (Akshar) and uses this knowledge to read and write.	Children will trace the letter using finger and pencil correctly.	
122	English Book		Colour the Picture PG.NO :78	(Day 3)		Colour Hunt Say: “Find something red!” Children look around and point	The Play Way Method encourages children to learn colouring through fun, creativity, and hands-on activity.	CG-3 Develops a fit and flexible body.	C-3.3 Shows precision and control in working with hands and fingers	Children will identify different colours while colouring the picture.	
123	My Book of Phonics		Listen and Repeat PG.NO :48	(Day 4)		Letter Jump Game Place letters on floor Say a letter Children jump on it.	In the Play Way Method, the teacher introduces letters using phonics sounds and flashcards (e.g., A – Apple) and children learn through listening, repeating, and fun activities instead of rote learning.	CG-10 Develops fluency in reading and writing in Language 1	C-10.3 Recognises letters of the alphabet and uses them to read words .	Children will identify the letter U/u.	
124	My Book of Phonics		Say and Trace PG.NO :49	(Day 5)		Touch & Tell Touch any object Say its name aloud.	The Play Way Method helps children learn letters through saying, seeing, and tracing in a fun way instead of rote writing.	CG-10 Develops fluency in reading and writing in Language 1	C-10.3 Recognises letters and uses this knowledge to read and write.	Children will repeat the letter sound while tracing.	

125	English Book	Letter Vv	Story with Introduction. PG.NO :79	January (Day 1)	January	Blink & Smile “Blink your eyes 🙄” “Give a big smile 😊” Children follow quickly	Play Way Method Children learn the story through play, actions, pictures, and role play, making learning fun and engaging.	CG-10 Develops fluency in reading and writing in Language 1	C-10.3 Recognises all the letters of the alphabet (Akshar) and uses this knowledge to read and write.	Children will repeat new words from the story .	
125	English Book		Trace the letter PG.NO :80	(Day 2)		Finger Play “Open, close, open, close” 🖐️ Children move fingers with rhyme.	The Play Way Method helps children learn letter tracing through fun, activity-based learning instead of rote writing.	CG-10 Develops fluency in reading and writing in Language	C-10.3 Recognises all the letters of the alphabet (Akshar) and uses this knowledge to read and write.	Children will trace the letter using finger and pencil correctly.	
126	English Book		Colour the Picture PG.NO :81	(Day 3)		Action Game “Jump!” 🐣 “Sit!” “Turn around!”	The Play Way Method encourages children to learn colouring through fun, creativity, and hands-on activity.	CG-3 Develops a fit and flexible body.	C-3.3 Shows precision and control in working with hands and fingers	Children will identify different colours while colouring the picture.	
127	My Book of Phonics		Listen and Repeat PG.NO :50	(Day 4)		Letter Jump Game Place letters on floor Say a letter Children jump on it.	In the Play Way Method, the teacher introduces letters using phonics sounds and flashcards (e.g., A – Apple) and children learn through listening, repeating, and fun activities instead of rote learning.	CG-10 Develops fluency in reading and writing in Language 1	C-10.3 Recognises letters of the alphabet and uses them to read words .	Children will identify the letter V/v.	
128	My Book of Phonics		Say and Trace PG.NO :51	(Day 5)		Point and Say “Point to your head” “Point to your shoes” Children point and say.	The Play Way Method helps children learn letters through saying, seeing, and tracing in a fun way instead of rote writing.	CG-10 Develops fluency in reading and writing in Language 1	C-10.3 Recognises letters and uses this knowledge to read and write.	Children will repeat the letter sound while tracing.	

	Book of Rhymes and Stories	Hickory Dickory Dock	Rhyme PG.NO :45	January (Day 1)	January	“Clock Action Game” Teacher shows a toy clock or draws a big clock on the board. 🕒	Play-Way Method to make learning joyful.	CG-9 Develops effective communication skills for day-to day interactions in two languages	C-9.1 Listens to and appreciates simple songs, rhymes, and poems.	Participate confidently in group singing and actions.	
129	English Book	Letter Ww	Story with Introduction. PG.NO :82	February (Day 1)	February	Quick Reaction Game Teacher says “Jump / Sit / Clap” Children respond fast.	Teacher introduces the topic/story using pictures, props, and simple sentences to create interest and engagement.	CG-10 Develops fluency in reading and writing in Language 1	C-10.3 Recognises all the letters of the alphabet (Akshar) and uses this knowledge to read and write.	Children will repeat new words from the story .	
130	English Book		Trace the letter PG.NO :83	February (Day 2)	February	Freeze Dance Children dance 🎵 When music stops, freeze 🧊	Teacher demonstrates letter formation, and children trace using finger → air → pencil with guidance.	CG-10 Develops fluency in reading and writing in Language	C-10.3 Recognises all the letters of the alphabet (Akshar) and uses this knowledge to read and write.	Children will trace the letter using finger and pencil correctly.	
131	English Book		Colour the Picture PG.NO :84	(Day 3)		Blink & Freeze Blink eyes 👁️ Freeze like statue 🧊 when teacher says stop	Children colour related pictures using crayons while identifying colours and staying within outlines.	CG-3 Develops a fit and flexible body.	C-3.3 Shows precision and control in working with hands and fingers	Children will identify different colours while colouring the picture.	
132	My Book of Phonics		Listen and Repeat PG.NO :52	(Day 4)		Listen & Do Teacher says: “Clap hands 🖐️” “Touch head 🙋” Children follow	Teacher says letters/words aloud, and children listen carefully and repeat (phonics-based learning).	CG-10 Develops fluency in reading and writing in Language 1	C-10.3 Recognises letters of the alphabet and uses them to read words .	Children will identify the letter W/w.	
133	My Book of Phonics		Say and Trace PG.NO :53	(Day 5)		Point Game “Point to your nose 👃” “Point to your eyes 👁️”	Children say the letter aloud and then trace it simultaneously to strengthen memory and writing skills.	CG-10 Develops fluency in reading and writing in Language 1	C-10.3 Recognises letters and uses this knowledge to read and write.	Children will repeat the letter sound while tracing.	

	Book of Rhymes and Stories	The Three Rabbits	Story PG.NO :46 to52	February (Day 1)	February	Children jump like rabbits when teacher says “jump” and freeze when teacher says “stop”	Visual Aids like pictures or puppets Play-Way Method for joyful learning	CG-10 Develops fluency in reading and writing in Language 1	C-10.5 Children read short stories and comprehend their meaning by identifying characters, storyline, and letters, and they express their understanding in their own words.	Participate actively in classroom activities with confidence.	
134	English Book	Letter Xx	Story with Introduction. PG.NO :85	February (Day 1)	February	Listen & Do Teacher says: “Clap hands 🍌” “Touch head 🙌” Children follow	Teacher introduces the topic/story using pictures, props, and simple sentences to create interest and engagement.	CG-10 Develops fluency in reading and writing in Language 1	C-10.3 Recognises all the letters of the alphabet (Akshar) and uses this knowledge to read and write.	Children will repeat new words from the story .	
135	English Book		Trace the letter PG.NO :86	(Day 2)		Animal Action Game Hop like a frog 🐸 Walk like a cat 🐱 Fly like a bird 🐦	Teacher demonstrates letter formation, and children trace using finger → air → pencil with guidance.	CG-10 Develops fluency in reading and writing in Language	C-10.3 Recognises all the letters of the alphabet (Akshar) and uses this knowledge to read and write.	Children will trace the letter using finger and pencil correctly.	
136	English Book		Letter Identification Activity PG.NO :87	(Day 3)		Letter Jump Game.	Play Way Method Children learn letter identification through fun games, flashcards, pictures, and activities, making learning interactive and enjoyable.	CG-3 Develops a fit and flexible body.	C-3.3 Shows precision and control in working with hands and fingers	Children will identify the objects and circle them correctly .	

137	My Book of Phonics		Listen and Repeat PG.NO :54	(Day 4)		Magic Word Game Teacher says a “magic word” (Hello 🌟) Children repeat with actions	Teacher says letters/words aloud, and children listen carefully and repeat (phonics-based learning).	CG-10 Develops fluency in reading and writing in Language 1	C-10.3 Recognises letters of the alphabet and uses them to read words .	Children will identify the letter X/x.	
138	My Book of Phonics		Say and Trace PG.NO :55	(Day 5)		Animal Walk Race Walk like different animals (frog, cat, bear)	Children say the letter aloud and then trace it simultaneously to strengthen memory and writing skills.	CG-10 Develops fluency in reading and writing in Language 1	C-10.3 Recognises letters and uses this knowledge to read and write.	Children will repeat the letter sound while tracing.	
	Book of Rhymes and Stories	I Hear Thunder	Rhymes PG.NO :53	February (Day 1)	February	“Sound & Action Game”	Audio-Visual Learning (sound imitation of rain and thunder)	CG-9 Develops effective communication skills for day-to day interactions in two languages	C-9.1 Listens to and appreciates simple songs, rhymes, and poems	Recite the rhyme “I Hear Thunder” with correct actions.	
139	English Book	Letter Yy	Story with Introduction. PG.NO :88	February (Day 1)	February	Magic Clap Game Teacher says “Magic clap 🌟” Children clap in different styles (slow/fast)	Teacher introduces the topic/story using pictures, props, and simple sentences to create interest and engagement.	CG-10 Develops fluency in reading and writing in Language 1	C-10.3 Recognises all the letters of the alphabet (Akshar) and uses this knowledge to read and write.	Children will repeat new words from the story .	
140	English Book		Trace the letter PG.NO :89	(Day 2)		Magic hands clap clap clap.	Teacher demonstrates letter formation, and children trace using finger → air → pencil with guidance.	CG-10 Develops fluency in reading and writing in Language	C-10.3 Recognises all the letters of the alphabet (Akshar) and uses this knowledge to read and write.	Children will trace the letter using finger and pencil correctly.	
141	English Book		Colour the Picture PG.NO :90	(Day 3)		Rainbow Touch Game Teacher says a colour 🌈 Children touch something of that colour.	Children colour related pictures using crayons while identifying colours and staying within outlines.	CG-3 Develops a fit and flexible body.	C-3.3 Shows precision and control in working with hands and fingers	Children will identify different colours while colouring the picture.	

142	My Book of Phonics		Listen and Repeat PG.NO :56	(Day 4)		Pass the Smile Smile at one child 😊 They pass smile to next child	Teacher says letters/words aloud, and children listen carefully and repeat (phonics-based learning).	CG-10 Develops fluency in reading and writing in Language 1	C-10.3 Recognises letters of the alphabet and uses them to read words .	Children will identify the letter Y/y.	
143	My Book of Phonics		Say and Trace PG.NO :57	(Day 5)		Magic hands tap tap tap.	Children say the letter aloud and then trace it simultaneously to strengthen memory and writing skills.	CG-10 Develops fluency in reading and writing in Language 1	C-10.3 Recognises letters and uses this knowledge to read and write.	Children will repeat the letter sound while tracing.	Assessment for Learning
143	English Book	Letter Zz	Story with Introduction. PG.NO :91	March (Day 1)	March	Action Warm-Up Teacher says and children act: Clap clap clap 👉 Jump Jump Jump 🐱 Sit down quietly 😓	Teacher introduces the topic/story using pictures, props, and simple sentences to create interest and engagement.	CG-10 Develops fluency in reading and writing in Language 1	C-10.3 Recognises all the letters of the alphabet (Akshar) and uses this knowledge to read and write.	Children will repeat new words from the story .	
144	English Book		Trace the letter PG.NO :92	(Day 2)		Find the Letter Show 3 letters Ask: "Find B!" Children point or pick.	Teacher demonstrates letter formation, and children trace using finger → air → pencil with guidance.	CG-10 Develops fluency in reading and writing in Language	C-10.3 Recognises all the letters of the alphabet (Akshar) and uses this knowledge to read and write.	Children will trace the letter using finger and pencil correctly.	
145	English Book		Circle the correct Picture. PG.NO :93 Letter U TO Z PG.NO :94	(Day 3)		Stand & Show Letter Teacher shows a letter Children stand and say it loudly.	Teacher demonstrates a worksheet activity where children identify and circle the correct picture based on the given letter or sound with guidance and support.	CG-3 Develops a fit and flexible body.	C-3.3 Shows precision and control in working with hands and fingers	Children will identify different colours while colouring the picture.	

146	My Book of Phonics		Listen and Repeat PG.NO :58	(Day 4)		Letter Jump Game Place letters on floor Teacher calls a letter Children jump on it.	Teacher says letters/words aloud, and children listen carefully and repeat (phonics-based learning).	CG-10 Develops fluency in reading and writing in Language 1	C-10.3 Recognises letters of the alphabet and uses them to read words .	Children will identify the letter Z/z	
147	My Book of Phonics		Say and Trace PG.NO :59	(Day 5)		Quick Flash Game Show letter for 2 seconds Children shout the letter	Children say the letter aloud and then trace it simultaneously to strengthen memory and writing skills.	CG-10 Develops fluency in reading and writing in Language 1	C-10.3 Recognises letters and uses this knowledge to read and write.	Children will repeat the letter sound while tracing.	
148	English Book My Book of Phonics		See and Read Sight Words 2 PG.NO :95and 60	March (Day 1)	March	Flash & Say Game Show sight word card (I, am, the) Children say it quickly.	Teacher demonstrates a worksheet activity where children identify and circle the correct picture based on the given letter or sound with guidance and support.	CG-10 Develops fluency in reading and writing in Language 1	C-10.5 Reads short texts and understands meaning by identifying words.	Children will read simple sight words aloud correctly .	
	Book of Rhymes and Stories	The Weather Report	Story PG.NO :54 to 59	March (Day 1)	March	What's the Weather Today?" Ask: "How is the weather today?" Students respond with actions: Sunny ☀️ → make a big circle with hands Rainy ☁️ → wiggle fingers down Windy 🌬️ → blow air	Teacher will reinforce learning through flashcards, actions, and repetition.	CG-10 Develops fluency in reading and writing in Language 1	C-10.5 Children read short stories and comprehend their meaning by identifying characters, storyline, and letters, and they express their understanding in their own words.	Students will identify different types of weather.	

149	English Book		I Can Draw PG.NO :96	(Day 2)		Touch and Tell Touch your nose. Touch your ears. Touch your head. Touch your knees. Touch your toes.	Children learn drawing through fun, observation, and hands-on practice, making creativity enjoyable and stress-free.	CG-9 Develops effective communication skills for day-to day interactions in two languages1	C-9.7 Uses enough words to carry out day-to day interactions.	Children will show creativity and imagination in their drawings.	
	Book of Rhymes and Stories	Zoom Zoom Zoom	Rhyme PG.NO :60	March (Day 1)	March	Rocket Ready!” Teacher says: “3...2...1... Zoom!” Students jump up like rockets. Add actions: Hands up = rocket launch Spin = flying in space Slow motion = floating in space	Teacher recites the poem with actions and expressions.	CG-9 Develops effective communication skills for day-to day interactions in two languages.	C-9.1 Listens to and appreciates simple songs, rhymes, and poems.	Recite the poem with correct rhythm and actions.	Assessment of Learning